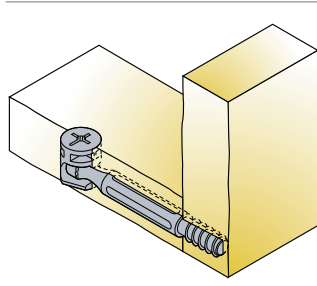
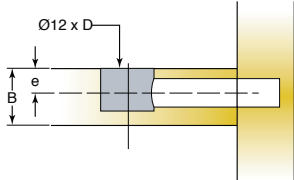

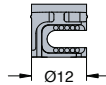
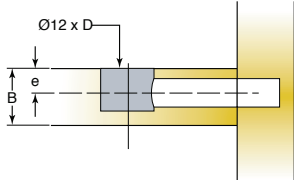


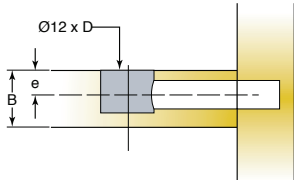

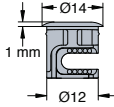
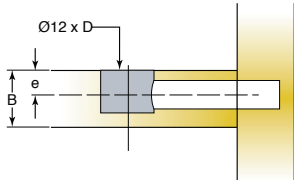




System 5

Cams and Dowels

Ø12mm Cam2000

- Suitable for all Titus screw-in dowels
- Available in a variety of head, drive recess and board thickness versions to suit most applications
- Particularly suited to drawer front attachment applications
- 'Klix' locking feature provides a strong, vibration proof joint
- Linear cam profile results in smooth, easy cam rotation and dowel pull-up

Technical and mounting details		B	D	e	Item number	Black painting plate	Nickel plated	Zinc	Corrosil zinc
		Panel thickness	Drilling depth	Drilling for dowel					
 <p>Technical and mounting details</p>		12/13	10 min	6-6.5	05575 →	838	847	885	897
		15/16	12	7.5-8	05578 →			885	
		18/19	13 min	9-9.5	05580 →			885	
<i>Other finishes on request</i>									
									
									
 2000 Pcs	Made of zinc								
		12	9.2 min	5.25	05574 →	838	847	885	897
		12	10 min	6	05576 →			885	
		16	12.5	8	05579 →			885	
<i>Other finishes on request</i>									
									
									
 1000 Pcs  2000 Pcs (05576)	Made of zinc								

 Cover caps for Ø12 cams → see page 1.65
Made of plastic