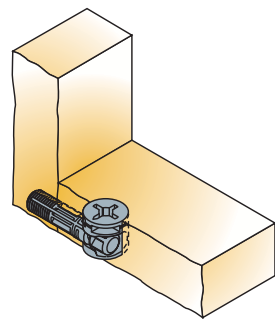


# System 5

## Cams and dowels

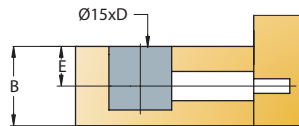
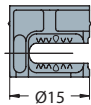
### Ø15mm Cam 2000

- Available in a variety of head, drive recess and board thickness versions to suit most applications
- Suitable for use with all Titus dowels
- "Klix" locking feature provides a strong, vibration proof joint
- Linear cam profile results in smooth, easy cam rotation and dowel pull-up



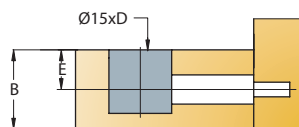
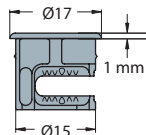
Technical and mounting details

Cam2000  
Ø15



Made of zinc

Cam2000  
Ø15 headed



Made of zinc

	B	D	E	Item number	Nickel	Zinc plated	Zinc
	Panel thickness 12/13	Drilling depth 10.9	Drilling for dowel 6-6.5	<b>05653</b> →			885
	15/16	12.7	7.5-8	<b>05654</b> →			885
	18/19	14	9-9.5	<b>05656</b> →			885
	22/23	16	11-11.5	<b>05657</b> →			885
	25/26	17.9	12.5-13	<b>05676</b> →			885
	28/29	19.4	14-15.5	<b>05678</b> →			885
	16	12.9	8	<b>05658</b> →			847