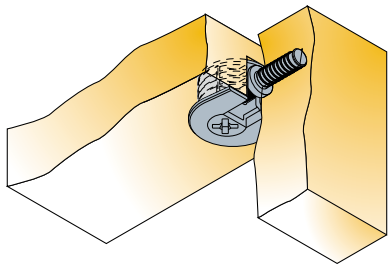
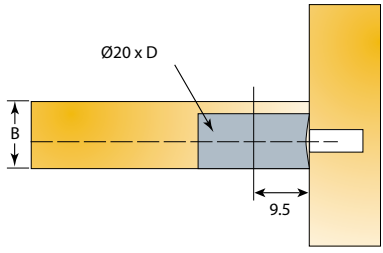

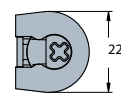
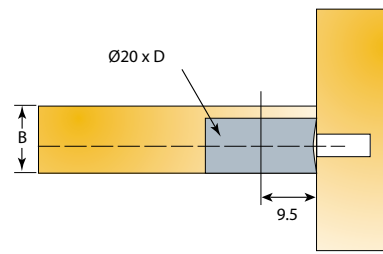


# System 6

## Quickfit-Expando

### 20mm expanding housing non-outrigger

- Available in 15mm/16mm and 18mm/19mm versions for drop-on and/or side-entry applications
- Available in all-metal or plastic/metal options
- 'Klix' locking feature provides a strong vibration proof connection
- Compatible with all screw-in and Quickfit-6 dowels

Technical and mounting details		B	D	Item number	Dark brown plastic	Nickel plated	Silver plastic	White plastic
		Panel thickness	Drilling depth					
								
<b>Side-entry</b>   		15/16	12.5	<b>06451</b> →	847			
		18/19	14	<b>06453</b> →	847			
		15/16	12.5	<b>06435</b> →	831		861	877
		18/19	14	<b>06437</b> →	831		861	877
		<i>Other colours on request</i>						
Made of zinc or zinc, plastic								
<b>Drop-on</b>   		15/16	12.5	<b>06447</b> →	847			
		18/19	14	<b>06449</b> →	847			
		15/16	12.5	<b>06431</b> →	831		861	877
		18/19	14	<b>06433</b> →	831		861	877
		<i>Other colours on request</i>						
Made of zinc or zinc, plastic								