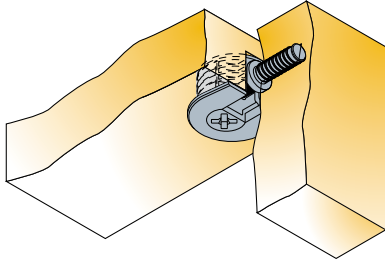


System 6

Quickfit-Expando

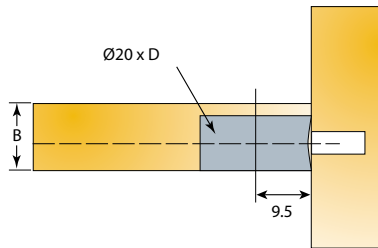
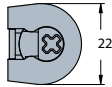
20mm expanding housing non-outrigger

- Available in 15mm/16mm and 18mm/19mm versions for drop-on and/or side-entry applications
- Available in all-metal or plastic/metal options
- 'Klix' locking feature provides a strong vibration proof connection
- Compatible with all screw-in and Quickfit-6 dowels



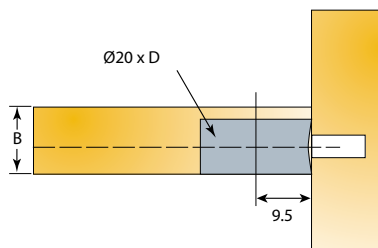
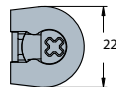
Technical and mounting details

Side-entry



Made of zinc or zinc, plastic

Drop-on



Made of zinc or zinc, plastic

B	D	Item number	Dark brown plastic	Nickel plated	Silver plastic	White plastic
Panel thickness	Drilling depth					
15/16	12.5	06451 →		847		
18/19	14	06453 →		847		
15/16	12.5	06435 →	831		861	877
18/19	14	06437 →	831		861	877
<i>Other colours on request</i>						
15/16	12.5	06447 →		847		
18/19	14	06449 →		847		
15/16	12.5	06431 →	831		861	877
18/19	14	06433 →	831		861	877
<i>Other colours on request</i>						