

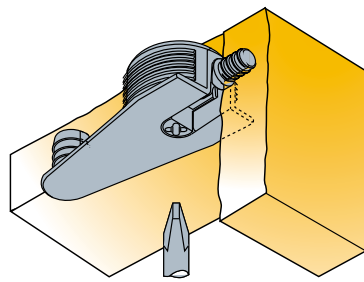
System 6

Quickfit-Expando

20mm expanding housing

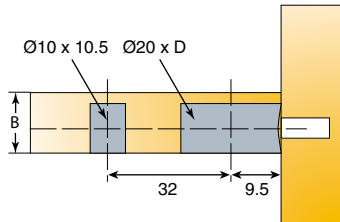
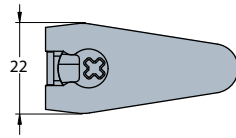
outrigger

- Available in 15mm/16mm and 18mm/19mm versions for drop-on and/or side-entry applications
- Available in all-metal or plastic/metal options
- 'Klix' locking feature provides a strong vibration proof connection
- Compatible with all screw-in and Quickfit-6 dowels



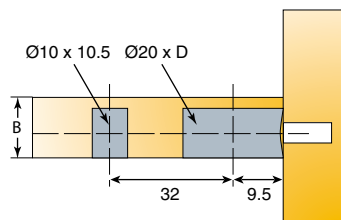
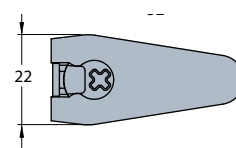
Technical and mounting details

Side-entry



Made of zinc or zinc, plastic

Drop-on



Made of zinc or zinc, plastic

Panel thickness	Drilling depth	Item number	Colour options			
			Dark brown plastic	Black plastic	Nickel plated	White plastic
15/16	12.5	06443 →	831	835	847	877
18/19	14	06445 →	831	835		877
15/16	12.5	06459 →			847	
18/19	14	06461 →			847	
<i>Other colours on request</i>						
15/16	12.5	06439 →	831	835		877
18/19	14	06441 →	831	835		877
15/16	12.5	06455 →			847	
18/19	14	06457 →			847	
<i>Other colours on request</i>						