

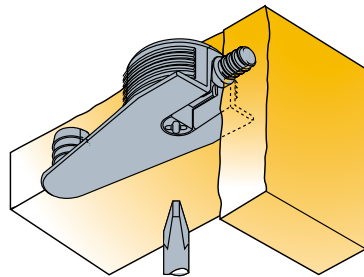
# System 6

## Quickfit-Expando

### 20mm expanding housing

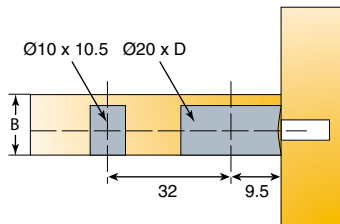
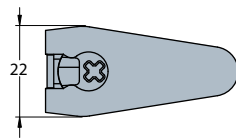
### outrigger

- Available in 15mm/16mm and 18mm/19mm versions for drop-on and/or side-entry applications
- Available in all-metal or plastic/metal options
- 'Klix' locking feature provides a strong vibration proof connection
- Compatible with all screw-in and Quickfit-6 dowels



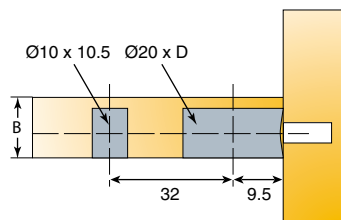
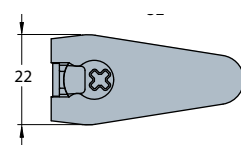
Technical and mounting details

#### Side-entry



Made of zinc or zinc, plastic

#### Drop-on



Made of zinc or zinc, plastic

Panel thickness	Drilling depth	Item number	Material options			
			Dark brown plastic	Black plastic	Nickel plated	White plastic
15/16	12.5	<b>06443</b> →	831	835	847	877
18/19	14	<b>06445</b> →	831	835		877
15/16	12.5	<b>06459</b> →			847	
18/19	14	<b>06461</b> →			847	
<i>Other colours on request</i>						
15/16	12.5	<b>06439</b> →	831	835		877
18/19	14	<b>06441</b> →	831	835		877
15/16	12.5	<b>06455</b> →			847	
18/19	14	<b>06457</b> →			847	
<i>Other colours on request</i>						