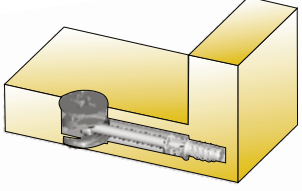


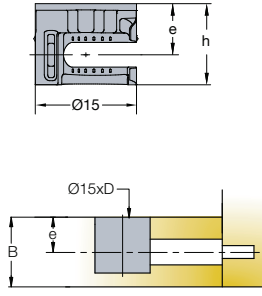



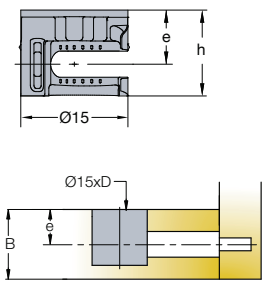



# System 5

## Cams and Dowels

### Ø15mm Cam3000

- Its optimised shape provides a more efficient cam profile with smooth tightening action and greater dowel pull-up
- Suitable for use with Combi dowels, forged steel dowels, Quickfit dowels and Quickfit TL dowels
- 'Klix' locking feature provides a strong, vibration proof joint
- Cam-retaining pips ensure that a cam is held in panel position prior to assembly

 Technical and mounting details		B	D	e	h	Item number	Zinc
		Panel thickness	Drilling depth	Drilling for dowel	Cam height		
<b>Cam3000 cross drive</b> 		12/13	10.5	6 min	9.9	<b>09495</b> →	885
		15/16	12.5	7.5-8	11.9	<b>09533</b> →	885
<i>Black available upon request</i>							
							
 1000 Pcs	Made of zinc						
<b>Cam3000 hexagonal drive</b> 	combined drive with HEX 	<b>15/16</b>	<b>12.5</b>	<b>7.5-8</b>	<b>11.9</b>	<b>09537</b> →	<b>885</b>
		18/19	14	9-9.5	13.2	<b>09536</b> →	885
<i>Use standard cover caps with pin=Ø4mm</i>							
<i>Black available upon request</i>							
							
 1000 Pcs	Made of zinc						