

1 Möbelunterbausysteme

Furniture Height Adjustment and Gliding Elements

Küchensockel- Verstellfußsysteme Adjustable Feet Systems for Kitchen Plinths

Bestellnr.
Art.-No.

Sockelhöhe
Plinth height

25412

100 mm

25415

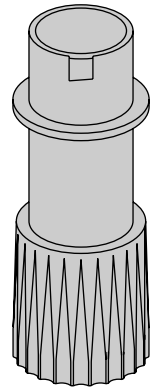
150 mm

25418

200 mm

Verstellbereich -10/+18 mm

Adjustment -10/+18 mm



Alle Abbildungen verkleinert

Kompletter Sockelverstellfuß
mit verschraubtem Verstellteil Ø 46 mm,
Rohr Ø 35 mm Gleitertyp angeben

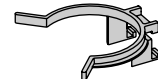
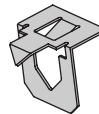
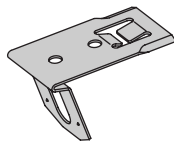
siehe Tabelle

All Illustrations with reduced size

Complete height adjustable furniture foot
with matching adjuster Ø 46 mm,
tube Ø 35 mm indicate glider type

see table

Blendenmontage/-demontage Plinth Fitting/-dismantling



Sockelblendendruckfeder
aus Federstahl

25430

Seitensockelfeder
aus Stahl

25432

Blendenklammer
für Sockel
Dreieckgleiter

25437

Plinth facing pressure spring
made of spring steel

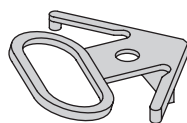
25430

Side plinth fixing spring
made of steel

25432

Facing clip
for plinth
triangular glider

25437



Demontageschleufe

25441

Dismantling loop

25441