

# 1 Möbelunterbausysteme

## Furniture Height Adjustment and Gliding Elements

### Küchensockel- Verstellfußsysteme Adjustable Feet Systems for Kitchen Plinths

**Bestellnr.**  
Art.-No.

**Sockelhöhe**  
Plinth height

**25412**

100 mm

**25415**

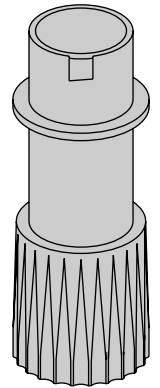
150 mm

**25418**

200 mm

Verstellbereich -10/+18 mm

Adjustment -10/+18 mm



Alle Abbildungen verkleinert

**Kompletter Sockelverstellfuß**  
mit verschraubtem Verstellteil Ø 46 mm,  
Rohr Ø 35 mm Gleitertyp angeben

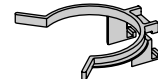
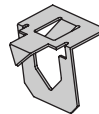
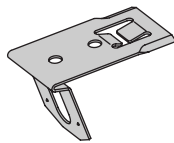
**siehe Tabelle**

All Illustrations with reduced size

**Complete height adjustable furniture foot**  
with matching adjuster Ø 46 mm,  
tube Ø 35 mm indicate glider type

**see table**

### Blendenmontage/-demontage Plinth Fitting/-dismantling



**Sockelblendendruckfeder**  
aus Federstahl

**25430**

**Seitensockelfeder**  
aus Stahl

**25432**

**Blendenklammer**  
für Sockel  
Dreieckgleiter

**25437**

**Plinth facing pressure spring**  
made of spring steel

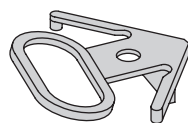
**25430**

**Side plinth fixing spring**  
made of steel

**25432**

**Facing clip**  
for plinth  
triangular glider

**25437**



**Demontageschleufe**

**25441**

Dismantling loop

**25441**