



X-SIGN

Domus Line design

EDGE LED luminaire

Materials:

PMMA, thermoplastic polymers

Finishes:

white, steel, chrome plated

Light source:

EDGE LED module

Application:

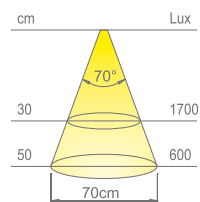

under cabinet, under shelf

Installation:

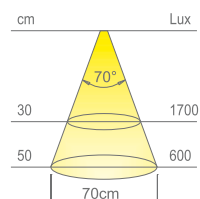

on surface

Patented

X-SIGN is the new LED lighting device by Domus Line. Quick and easy to install, X-SIGN is ideal for kitchen under-cabinet wall mounting. Equipped with a special EDGE LED cluster that provides a wide projection beam, allowing for homogeneous lighting with no-dot effect.



Colour appearance natural white
Colour temperature 3900 K
Luminous flux 480 lm
Luminous efficiency 48 lm/W
CRI Ra ≥ 80



Colour appearance warm white
Colour temperature 2900 K
Luminous flux 400 lm
Luminous efficiency 40 lm/W
CRI Ra ≥ 80



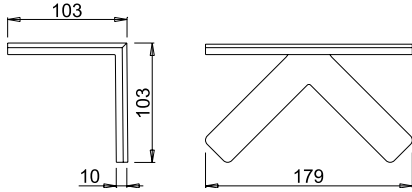
X-SIGN

without switch



Code	Watt & Volt	Light colour	Finish
1283801N/1	10W @ 24Vdc	natural white	white
1283809N/1	10W @ 24Vdc	natural white	chrome plated
1283819N/1	10W @ 24Vdc	natural white	steel
1283801B/1	10W @ 24Vdc	warm white	white
1283809B/1	10W @ 24Vdc	warm white	chrome plated
1283819B/1	10W @ 24Vdc	warm white	steel

LED CONVERTER NOT INCLUDED. TO BE ORDERED SEPARATELY.



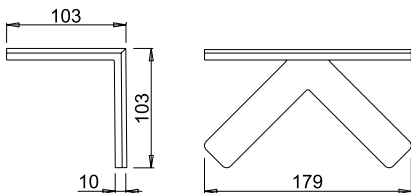
X-SIGN TDM

with master dimmable switch



Code	Watt & Volt	Light colour	Finish
1283801N/2	10W @ 24Vdc	natural white	white
1283809N/2	10W @ 24Vdc	natural white	chrome plated
1283819N/2	10W @ 24Vdc	natural white	steel
1283801B/2	10W @ 24Vdc	warm white	white
1283809B/2	10W @ 24Vdc	warm white	chrome plated
1283819B/2	10W @ 24Vdc	warm white	steel

LED CONVERTER NOT INCLUDED. TO BE ORDERED SEPARATELY.




FINISHES



WHITE (code 01)



CHROME PLATED (code 09)



STEEL (code 19)

SUGGESTED LED CONVERTERS

Code	Model	Input	Output	Power	Dimensions
0859101	ST30/24D	230Vac	24Vdc	30W	40 x 150 x 30 mm
0858801	SL60/24D	230Vac	24Vdc	60W	44 x 174 x 29 mm