

Kinvaro S-35

The elegant spring pack for lift-up flaps.



Modern appearance which swings elegantly into position

Not only does it permit the flaps of wall-mounted kitchen cabinets to open with the ultimate ease and close with gently damped motion: the Kinvaro S-35 also lifts flaps up at an angle above the cabinet and elegantly above cornices, pelmets and attached lights. The spring-assisted opening function also makes for the ideal balance. From an angle of around 45°, the Kinvaro S-35 holds the flap firmly in any position, safely leaving the user with both hands free. The spring force of the fitting can be adjusted with maximum ease both for lightweight natural wood flaps and for heavier versions in MDF

or glass. The Kinvaro S-35 is also available for handle-free kitchens and for all popular fronts with narrow or wide wood or aluminium frames. An integrated, individually adjustable damping mechanism guarantees extremely quiet, gentle closing action. Stability is assured by the special design of the fitting and an easily mountable cross member which also permits width compensation for side walls of 15 mm - 19 mm thickness.

The solid metal fitting is maintenance-free and protected against corrosion by a galvanised finish refinement. The modern look of the series is complemented to perfection by an attractive cover cap.

All product benefits at a glance

- Extremely easy-running action
- Permits the use of cornices, pelmets and attached lights
- Suitable for handle-free fronts
- Integrated adjustable damped closing action guarantees gentle closing
- Three-dimensional flap adjustment possible (height, side, tilt). Direct adjustment ± 1.5 mm
- Fast, toolless flap mounting
- Maintenance-free
- Designed for different fronts and a wide variety of applications
- Variable opening angle guarantees reliable flap retention in any position from 45° upwards
- Modern cover cap design
- Corrosion -resistant thanks to galvanised finish
- Spring-assisted opening function
- Fitting with premounted screws for fixing to the cabinet side
- Flap spectrum: Width: 450 mm - 1200 mm, height: 420 mm - 750 mm
- High stability

Drilling jigs for Kinvaro S-35 on request.

Application range

Flap weight from 1.5 kg to 17.5 kg

Flap size: width 450 mm - 1200 mm, height 420 mm - 750 mm

Kinvaro S-35 application range for fronts with bar handles

Flap height	Flap weight incl. handle ^o in kg				
	Fitting Type 1	Fitting Type 2	Fitting Type 3	Fitting Type 4	Fitting Type 5
420 – 449	1.5 – 7.5	5.0 – 11.0 ⁽¹⁾	-	-	-
450 – 479	1.8 – 7.5	5.0 – 12.0 ⁽¹⁾	-	-	-
480 – 509	1.8 – 6.5	5.0 – 12.5 ⁽¹⁾	-	-	-
510 – 539	2.0 – 6.0	5.0 – 13.0 ⁽¹⁾	-	-	-
540 – 569	2.0 – 6.0	5.0 – 12.5	6.0 – 14.0 ⁽¹⁾	-	-
570 – 599	2.0 – 6.0	5.0 – 11.0	5.5 – 12.0	11.5 – 14.5 ⁽¹⁾	-
600 – 629	2.0 – 5.5	4.5 – 10.0	5.5 – 11.5	10.5 – 15.5 ⁽¹⁾	-
630 – 659	2.0 – 5.5	-	4.5 – 11.0	8.5 – 16.0*	-
660 – 689	2.0 – 5.0	-	4.0 – 10.0	7.5 – 15.0	12.0 – 16.5 ⁽¹⁾
690 – 719	2.0 – 5.0	-	4.0 – 8.5	6.5 – 13.5	12.0 – 17.5 ⁽¹⁾
720 – 750	-	-	4.0 – 8.0	6.5 – 12.5	10.0 – 17.0

Kinvaro S-35 application range for handle-free fronts

Flap height	Flap weight in kg				
	Fitting Type 1	Fitting Type 2	Fitting Type 3	Fitting Type 4	Fitting Type 5
420 – 449	1.5 – 7.5	5.0 – 10.0 ⁽¹⁾	-	-	-
450 – 479	1.8 – 7.0	5.0 – 11.0 ⁽¹⁾	-	-	-
480 – 509	1.8 – 6.0	5.0 – 11.5 ⁽¹⁾	-	-	-
510 – 539	2.0 – 6.0	5.0 – 12.0 ⁽¹⁾	-	-	-
540 – 569	2.0 – 6.0	5.0 – 13.0	-	-	-
570 – 599	2.0 – 6.0	5.0 – 11.5	6.0 – 13.5	11.5 – 13.5 ⁽¹⁾	-
600 – 629	2.0 – 5.5	4.5 – 10.5	5.5 – 12.0	10.5 – 14.0 ⁽¹⁾	-
630 – 659	2.0 – 5.5	-	4.5 – 11.5	8.5 – 15.0 ⁽¹⁾	-
660 – 689	2.0 – 5.0	-	4.0 – 10.5	7.5 – 15.5	-
690 – 719	2.0 – 5.0	-	4.0 – 9.0	7.5 – 14.0	12.0 – 16.5 ⁽¹⁾
720 – 749	-	-	4.0 – 8.5	7.5 – 13.5	12.0 – 17.0 ⁽¹⁾
750 – 779	-	-	-	6.5 – 13.0	11.0 – 17.5
780 – 810	-	-	-	6.5 – 12.5	10.0 – 16.5

⁽¹⁾ This value corresponds to the maximum flap weight with a 1200 mm cabinet width and bar handle in 22 mm thick MDF material (0.85 kg/dm³).

Calculation of flap weight (all measurements in dm)

Flap width x flap height x flap thickness x density⁽²⁾ + handle weight⁽³⁾ = flap weight

Example: 6 dm x 4 dm x 0.19 dm x 0.85 + 0.9 kg/dm³ = 4.8 kg

Calculation of Flap width (all measurements in dm)

$$\frac{\text{Flap weight} - \text{handle weight}^{(3)}}{\text{Flap height} \times \text{flap thickness} \times \text{density}^{(2)}} = \text{flap width} \quad \text{Example: } \frac{4.8 - 0.9}{4 \times 0.19 \times 0.85} = 6.0 \text{ dm (600 mm)}$$

⁽²⁾ Density: pine/spruce = 0.45 kg/dm³, chipboard = 0.65 kg/dm³, MDF = 0.85 kg/dm³

⁽³⁾ Bar handles must be calculated with 0.1 kg per 100 mm handle width when calculating the flap weight. Other weights are possible. When using higher weights, please consult the manufacturer. We recommend performing a trial mounting before series application.

All dimensions in millimetres.

Kinvaro S-35

Lift-up flap fitting.

Ordering information for set packaging

The Kinvaro S-35 is available in industrial or set packaging.

Flap fitting Kinvaro S-35 set packaging

	Fitting Type	Cabinet width	Item No.
Kinvaro S-35 left / right	Type 1	450 – 1200	D2356001125
Kinvaro S-35 left / right	Type 2	450 – 1200	D2356002125
Kinvaro S-35 left / right	Type 3	450 – 1200	D2356003125
Kinvaro S-35 left / right	Type 4	450 – 1200	D2356004125
Kinvaro S-35 left / right	Type 5	450 – 1200	D2356005125
PU/packaging unit			PU 1

PU 1 = 1 set per carton consisting of: 1 fitting right and left with pre-mounted screws for fixing to cabinet side, 1 cover cap right and left in grey RAL 7040, 1 cross member 1090 mm for cutting to size, 2 sliding sleeves, 2 mounting plates for wooden front and front with wide aluminium frame or for mounting on aluminium frame adapter for narrow aluminium frame (19 mm), 1 mounting instruction

Aluminium frame adapter Kinvaro S-35 set packaging

	Item No.
Aluminium frame adapter for narrow aluminium frames (19 mm) / overlay 13 - 17 mm	D2359045000
PU/packaging unit	PU 1

PU 1 = 1 set consisting of: 2 aluminium frame adapters, 16 fixing screws, 1 mounting instruction

Ordering information for industrial packaging

The Kinvaro S-35 is available in industrial or set packaging.

Flap fitting Kinvaro S-35 industrial packaging

	Fitting Type	Item No.
Kinvaro S-35 left	Typ 1	D2357001125
Kinvaro S-35 right	Typ 1	D2357002125
Kinvaro S-35 left	Typ 2	D2357003125
Kinvaro S-35 right	Typ 2	D2357004125
Kinvaro S-35 left	Typ 3	D2357005125
Kinvaro S-35 right	Typ 3	D2357006125
Kinvaro S-35 left	Typ 4	D2357007125
Kinvaro S-35 right	Typ 4	D2357008125
Kinvaro S-35 left	Typ 5	D2357009125
Kinvaro S-35 right	Typ 5	D2357010125
PU/packaging unit		PU 1

PU 1 = 1 carton with 10 fittings right or left with pre-mounted screws for fixing to cabinet side, 10 sliding sleeves, 1 mounting instruction, 10 adjusting instructions

Cover caps Kinvaro S-35 industrial packaging

	Colour	Item No.
Kinvaro S-35 cover cap left	grey RAL 7040	D2359002907
Kinvaro S-35 cover cap right	grey RAL 7040	D2359003907
Kinvaro S-35 cover cap left	white	D2359002962
Kinvaro S-35 cover cap right	white	D2359003962
Kinvaro S-35 cover cap left	aluminium coloured RAL 9006	D2359002997
Kinvaro S-35 cover cap right	aluminium coloured RAL 9006	D2359003997
PU/packaging unit		PU 10

PU 10 = 1 carton with 10 cover caps right or left

Ordering information for industrial packaging

Cross member S-35 industrial packaging

	Cabinet width	Item No.
Kinvaro S-35 cross member	1200	D2359008516
Kinvaro S-35 cross member	1000	D2359009516
Kinvaro S-35 cross member	900	D2359010516
Kinvaro S-35 cross member	800	D2359011516
Kinvaro S-35 cross member	700	D2359012516
Kinvaro S-35 cross member	600	D2359013516
Kinvaro S-35 cross member	500	D2359014516
Kinvaro S-35 cross member	450	D2359019516
PU/packaging unit		PU 10

PU 10 = 1 bundle of 10 cross members

Mounting plate with aluminium frame adapter for narrow aluminium frames (19 mm), overlay 13 mm - 17 mm for Kinvaro S-35 industrial packaging

	Item No.	Item No.
Kinvaro S-35 mounting plate and adapter for aluminium frames right/left	D2359040000	D2359042000
PU/packaging unit	PU 20	PU 80

PU 20 = 20 mounting plates with aluminium frame adapter incl. 80 fixing screws

PU 80 = 80 mounting plates with aluminium frame adapter incl. 320 fixing screws

Mounting plate for wooden front and front with wide aluminium frame for Kinvaro S-35 industrial packaging

	Item No.	Item No.
Kinvaro S-35 mounting plate for wood right/left	D2359038000	D2359039000
PU/packaging unit	PU 20	PU 200

PU 20 = 1 carton with 20 mounting plates

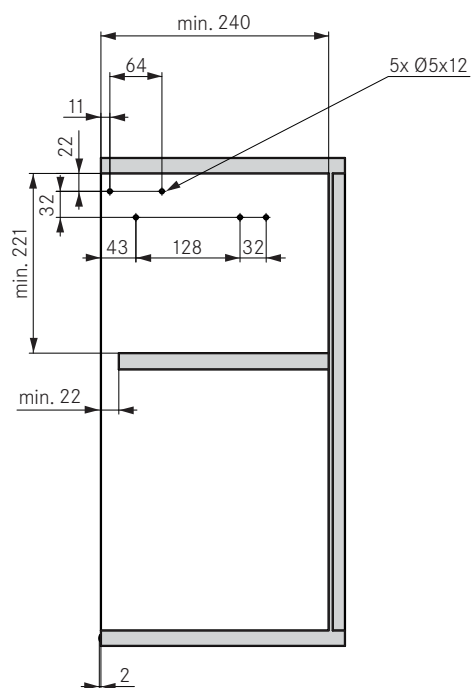
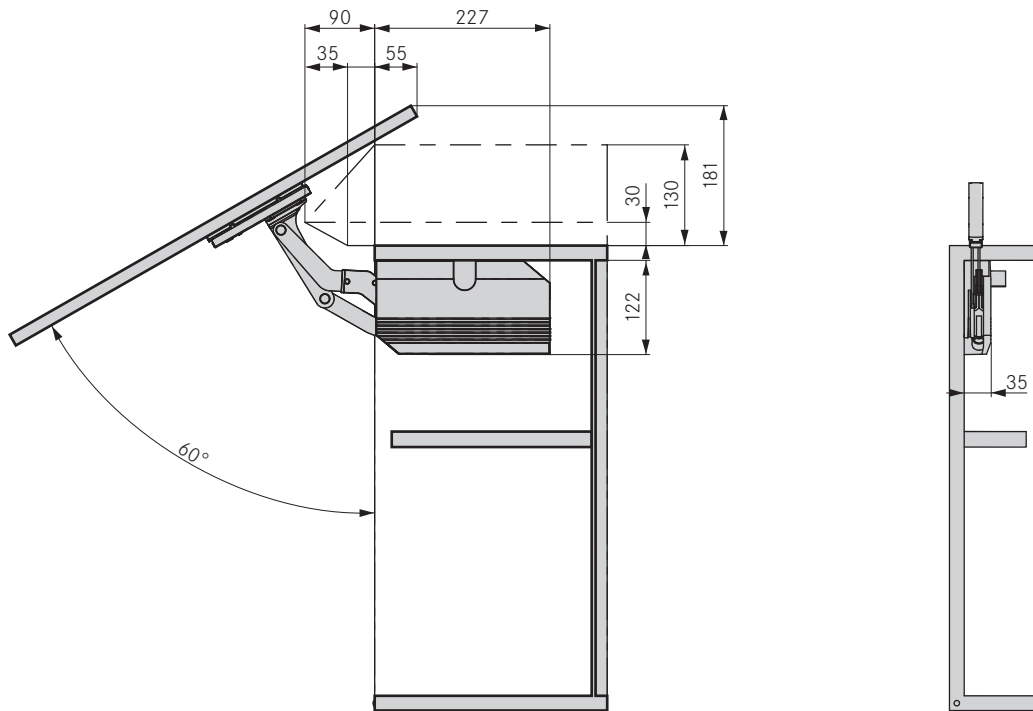
PU 200 = 1 carton mit 200 mounting plates

Kinvaro S-35

Lift-up flap fitting.

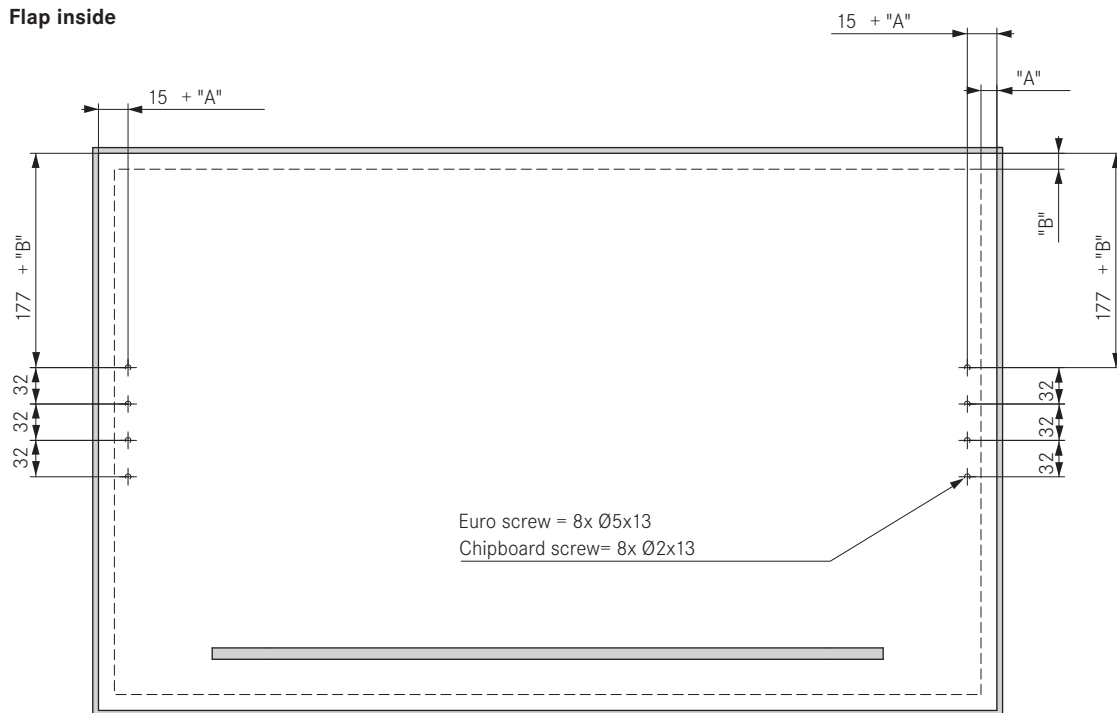
Mounting positions

Left-hand cabinet side. (Right-hand cabinet side mirror-inverted)



Mounting for wooden and frame flaps (min. 45 mm width)

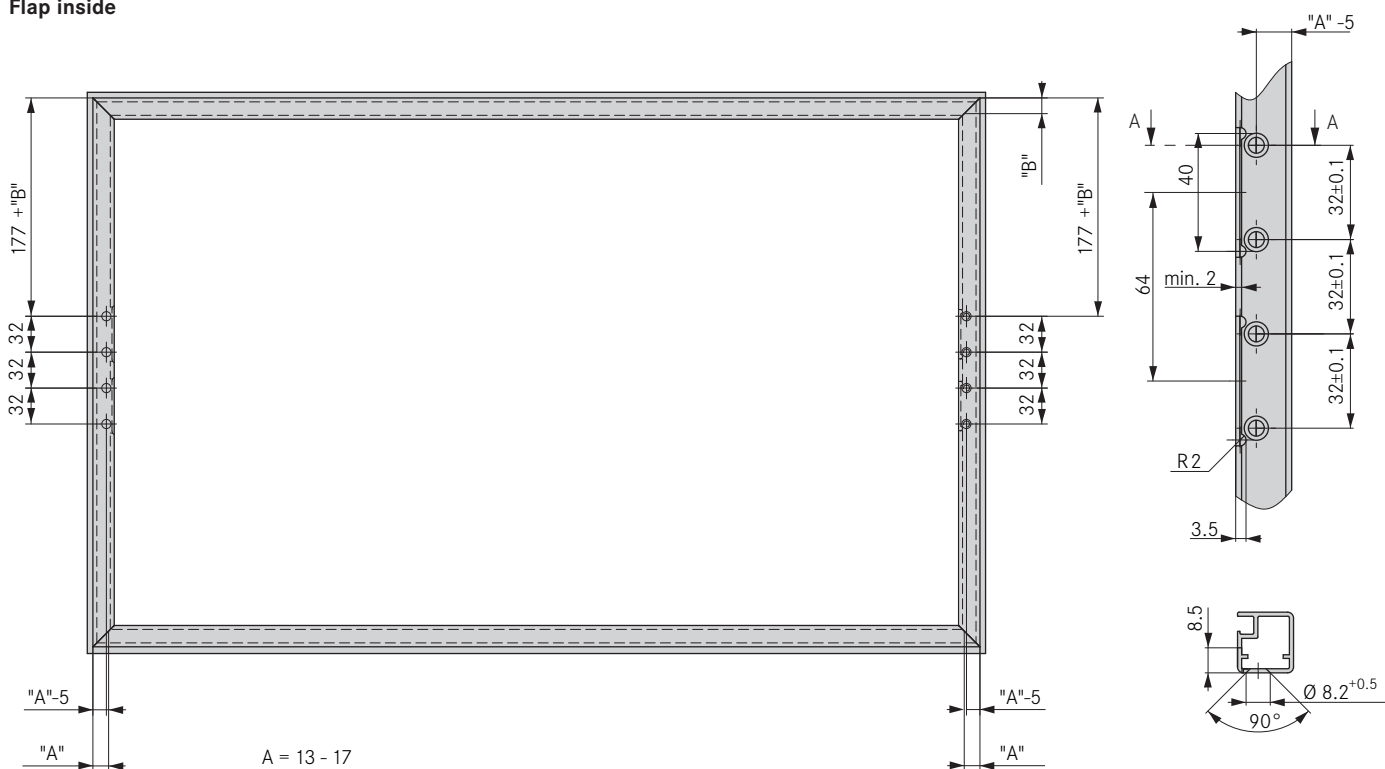
Flap inside



A = 13 - 17

Mounting for flaps with standard aluminium frame profile (19 mm)

Flap inside



A = 13 - 17