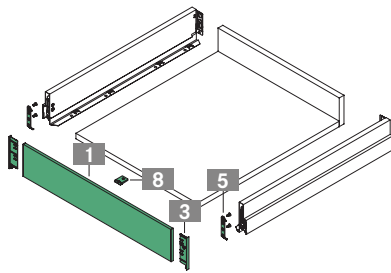


# NOVA PRO SCALA

F8 inset panel for cutting to length

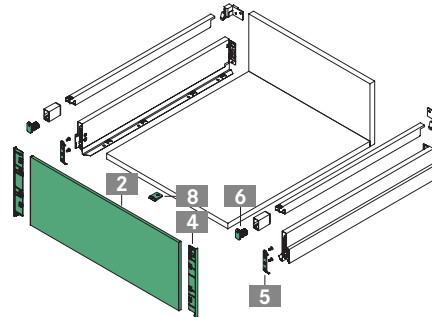
F8 inset panel H90 for inset drawer H90



The following is required:

- 1 x 1
- 2 x 3
- 2 x 5

F8 inset panel H186 for inset drawer H90 with rectangular railing



The following is required:

- 1 x 2
- 2 x 4
- 2 x 5
- 2 x 6

## ORDER INFORMATION

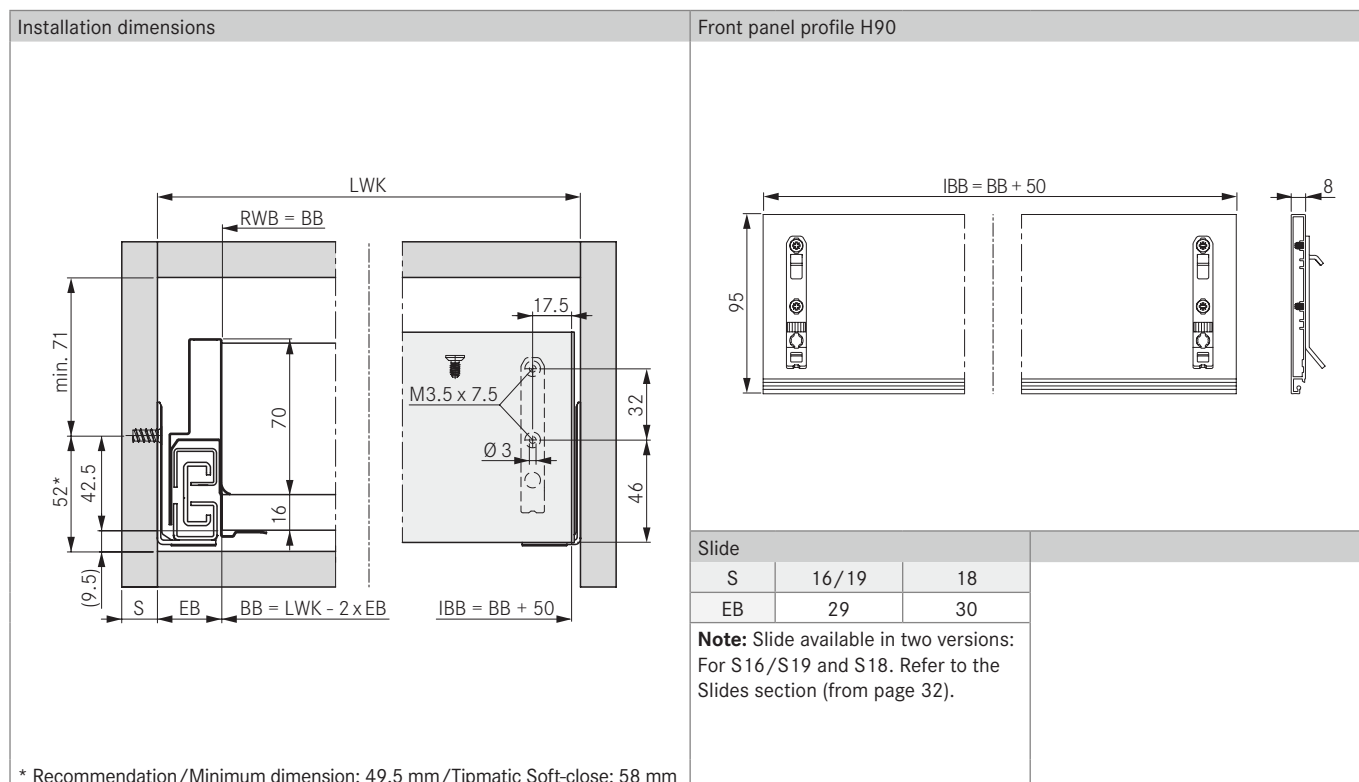
<b>1</b> F8 inset panel H90 for inset drawer H90 Single item: For cutting to length															
L	Stone			Ice			Silver								
	Item No.	PU		Item No.	PU		Item No.	PU							
1160	F102101371	211		F102105357	211		F102105069	211							
<b>2</b> F8 inset panel H186 for inset drawer H186, rectangular railing, Crystal and Crystal Plus Single item: For cutting to length															
L	Stone			Ice			Silver								
	Item No.	PU		Item No.	PU		Item No.	PU							
1160	F102101379	207		F102105358	207		F102105070	207							
<b>3</b> Cover cap for F8 inset panel H90 Single item: Can be used on left/right															
H	Stone			Ice			Silver								
	Item No.	PU		Item No.	PU		Item No.	PU							
H90	F102101384	218		F102105359	218		F102109572	218							
<b>4</b> Cover cap for F8 inset panel H186 Single item: Can be used on left/right															
H	Stone			Ice			Silver								
	Item No.	PU		Item No.	PU		Item No.	PU							
H186	F102101451	214		F102105360	214		F102109573	214							
<b>5</b> Installation hook Single item: Incl. screws Can be used on left/right								<b>6</b> Railing bracket Single item: Incl. screws Can be used on left/right							
Description				Item No.	PU	Description				Item No.	PU				
For screw fixing				F102101584	223	For screw fixing				F102102863	223				

## PAGE REFERENCES

Drawer sides	13	Steel back panels	58	Sensomatic	75
Slides	32	Designer panels	60	Organising systems	97
Inset panel set	44	Accessories	62	Assembly technology	122

## PLANNING DIMENSIONS

All dimensions in millimetres



## LEGEND

BB	Bottom panel width	KV	Front edge of cabinet	RWB	Width of back panel
EB	Construction width	LWK	Inside cabinet width	S	Cabinet side wall
IBB	Inset panel width	MET	Minimum installation depth		
KB	Cabinet width	NL	Nominal length		