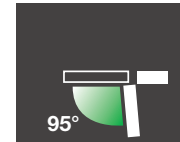


Hinge system

Snap On - 95° hinge for blind corner

- Blind corner hinge
- Door thickness 16 - 22 mm
- Opening angle 95°

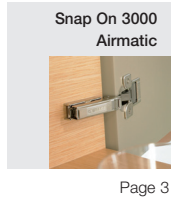
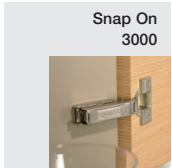


95° hinge for blind corner	Technical information	Application
	<p>Bore diameter 35 mm ± 0.1 Bore depth min. 12.8 mm</p> <ul style="list-style-type: none"> • max. door thickness 22 mm with door corner radius of 1 mm • max. cup drilling distance 5.5 mm 	


Table for minimum reveal

Hinge type 3303 / 4303

Door thickness	Cup distance in mm					
	3	3.5	4	4.5	5	5.5
16-19 mm	0.5	0.5	0.5	0.5	0.5	0.5
20 mm	0.9	0.8	0.8	0.8	0.8	0.7
21 mm	1.5	1.4	1.3	1.2	1.1	1.1
22 mm	2.3	2.0	2.0	1.8	1.7	1.6



3303 / 4303 Blind corners	Installation	Baseplate
	<p>for Spax dia 3.5 x 15 mm or Euro dia 6 x 13 mm</p>	



Snap On 3000	
Press-in	
3303 VZ8	11606-33
Press-in - free-swinging hinge	
3313 VZ8	11604-33
Screw-on	
3303 VZ	11511-33
Screw-on - free-swinging hinge	
3313 VZ	11609-33

Cover caps	
Without imprint	
3303 / 4303 (nickel)	12351-41
Custom logo upon request	
Minimum order quantity 1000 pcs.	

Wing baseplate	
Made of special nickel-plated die casting, fasten with countersunk chipboard screws with a diameter of 3.5 mm or Euro screws dia. 6 mm.	
Type	(x) (y)
G3/RZ-3303/4.3/6.5	55677-41
G3/RZ-3303/4.3/5.2	11704-41
G3/RZ-3303/4.3/6.5	55677-53
G3/RZ-3303/4.3/5.2	11704-53

Twist Lock 4000	
Twist-in	
4303 T	18809-33

Technical description
(x) = baseplate height in mm
(y) = bore diameter for fixing screws

Example of packing:

11606-33 = 150 pcs. (in 50s) 12351-41 = 50 pcs. 55677-53 = 500 pcs. (in 50s)