

VIONARO

Pot drawer H249



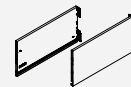
- 4-dimensional adjustment
- Integrated side, height and tilt angle adjustment
- Depth adjustment is optional
- 90° straight interior and exterior sides
- Slim 13 mm drawer side width
- Tool-free front assembly
- Bottom panel machining not required
- Integrated front stabiliser for high fronts

Packaging unit (PU):

- 201 = 1 unit in cardboard box (smallest PU = 5 units)
- 207 = 10 units in a cardboard box
- 517 = 50 units in PE in a cardboard box

ORDER INFORMATION

1 Vionaro drawer sides H249 Set: One left, one right



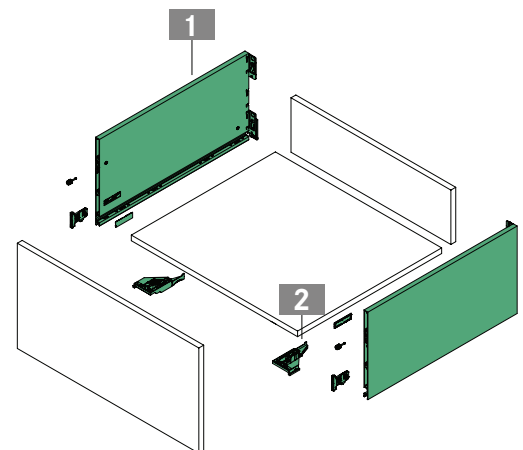
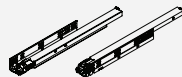
| NL | Aluminium | | | | | | | | | |
|-----|-------------|-----|-----|------------|-----|-----|------------|-----|-----|--|
| | Silver grey | | | Graphite | | | Snow white | | | |
| | Art.-no. | PU | | Art.-no. | PU | | Art.-no. | PU | | |
| 450 | F135106774 | 201 | 207 | F135106874 | 201 | 207 | F135106974 | 201 | 207 | |
| 500 | F135106780 | 201 | 207 | F135106880 | 201 | 207 | F135106980 | 201 | 207 | |
| 550 | F135106786 | 201 | 207 | F135106886 | 201 | 207 | F135106986 | 201 | 207 | |
| 600 | F135106792 | 201 | 207 | F135106892 | 201 | 207 | F135106992 | 201 | 207 | |

2 Vionaro accessories for H185/H249 Set: Cover cap (inside), front locking device, front holder and front stabiliser, one of each left/right



| | Description | Silver grey | | Graphite | | Snow white | |
|--|------------------------|-------------|-----|------------|-----|------------|-----|
| | | Art.-no. | PU | Art.-no. | PU | Art.-no. | PU |
| | For screw fixing | F136100310 | 517 | F136100312 | 517 | F136100314 | 517 |
| | Expansion dowel Ø 8 mm | F136100311 | 517 | F136100313 | 517 | F136100315 | 517 |

Dynapro slides from page 26

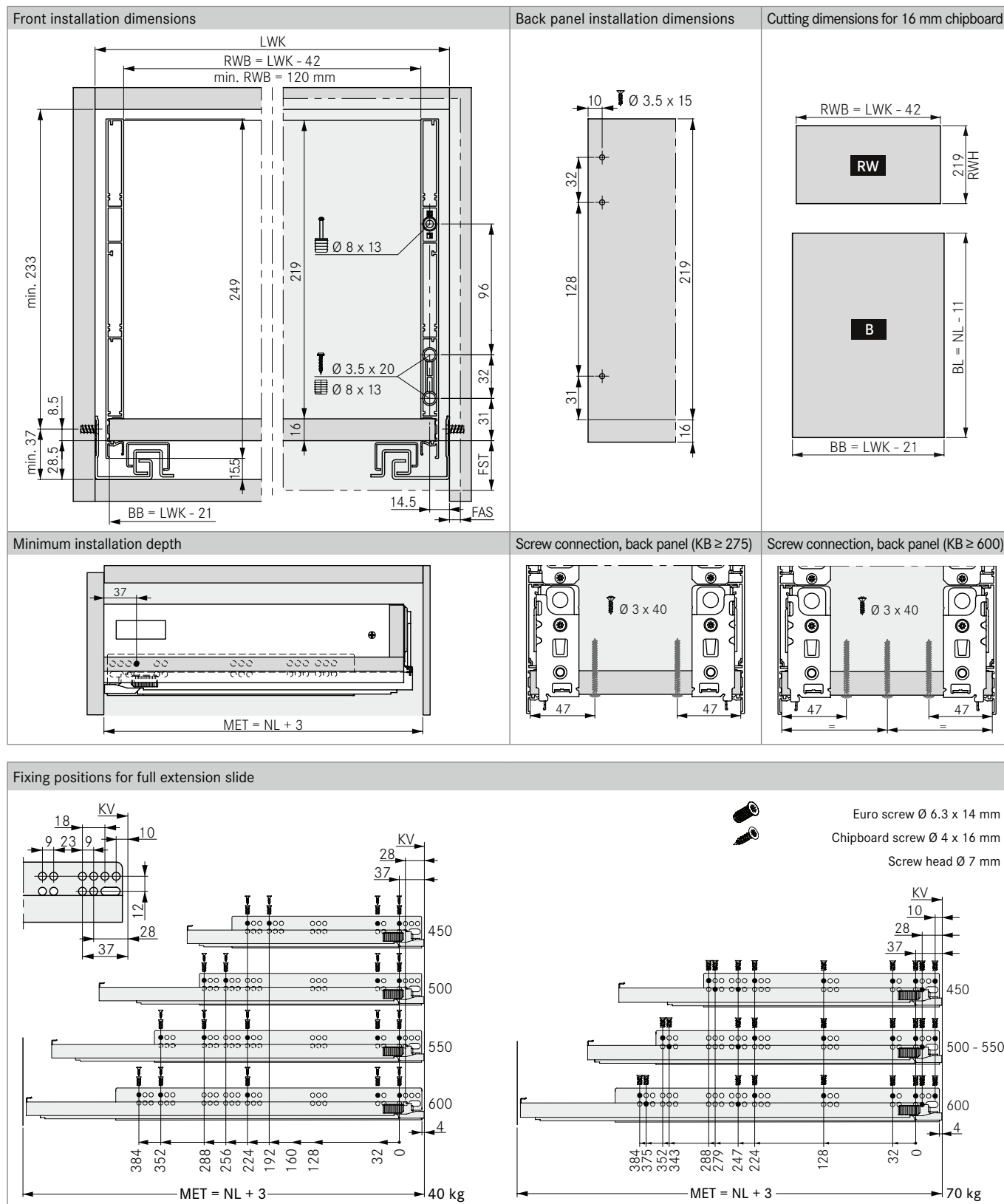


PAGE REFERENCES

| | | | | | |
|-------------------------------------|----|---------------------|----|----------------|----|
| Accessories - individual components | 24 | Sensomatic | 51 | Assembly aids | 84 |
| Slides | 26 | Organising systems | 69 | Packaging code | 91 |
| Technical information | 42 | Assembly technology | 80 | | |

PLANNING DIMENSIONS

All dimensions in millimetres



LEGEND

| | | | | | |
|------|---------------------------------|-----|----------------------------|-----|----------------------|
| B/BB | Bottom panel/bottom panel width | KB | Cabinet width | NL | Nominal length |
| BL | Bottom panel length | KV | Front edge of cabinet | RW | Back panel |
| FAS | Front overlay, side | LWK | Inside cabinet width | RWB | Width of back panel |
| FST | Front overlay | MET | Minimum installation depth | RWH | Height of back panel |