
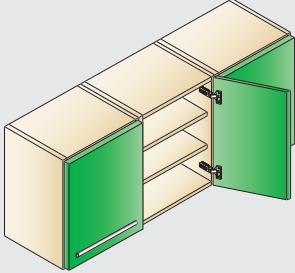


# Hinge system

## Snap On - 120° Standard hinge

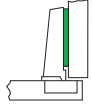
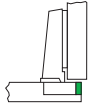
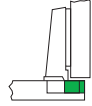

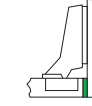
120° Standard hinge	Technical information	Application
	<p>Bore diameter 35 mm ± 0.1 Bore depth min. 12.8 mm</p> <ul style="list-style-type: none"> <li>max. door thickness 24 mm (angular door)</li> <li>max. cup drilling distance 5 mm</li> </ul>	

### Table for minimum reveal

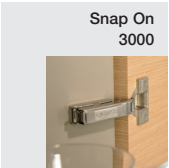
**Hinge type**  
**3803, 3804 / 4803, 4804**

Door thickness	Cup distance in mm				
	3	3.5	4	4.5	5
16 mm	0.9	0.9	0.9	0.9	0.9
17 mm	1.2	1.2	1.2	1.2	1.1
18 mm	1.5	1.4	1.4	1.4	1.4
19 mm	1.9	1.7	1.7	1.7	1.6
20 mm	3.6	3.1	2.6	2.1	2.0
21 mm	5.3	4.8	4.3	3.8	3.3
22 mm	7.1	6.6	6.1	5.6	5.1
23 mm	8.8	8.3	7.8	7.3	6.8
24 mm	10.5	10.0	9.5	9.0	8.5

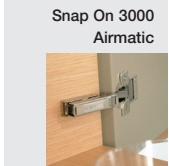
### Table for door overlay

Hinge type	3803/4803	3804/4804	304/4804		
  	  				
Baseplate	Cup distance	Bore meas.	Door overlay	Door overlay	Reveal
<b>1.3</b>	4.5	22	17.5	9.5	
1.3	4	21.5	17	9	
1.3	3.5	21	16.5	8.5	
1.3	3	20.5	16	8	
<b>4.3</b>	4.5	22	14.5	6.5	
4.3	4	21.5	14	6	
4.3	3.5	21	13.5	5.5	
4.3	3	20.5	13	5	
<b>9.3</b>	4.5	22	9.5	1.5	
9.3	4	21.5	9	1	
9.3	3.5	21	8.5	0.5	
9.3	3	20.5	8	0	0

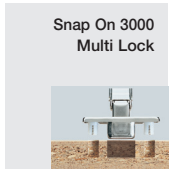
The side adjustment screw can be used to adjust the door overlay by an extra ± 2 mm.



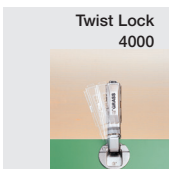
Page 2



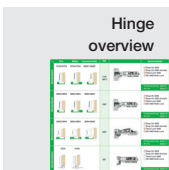
Page 3



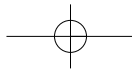
Page 4



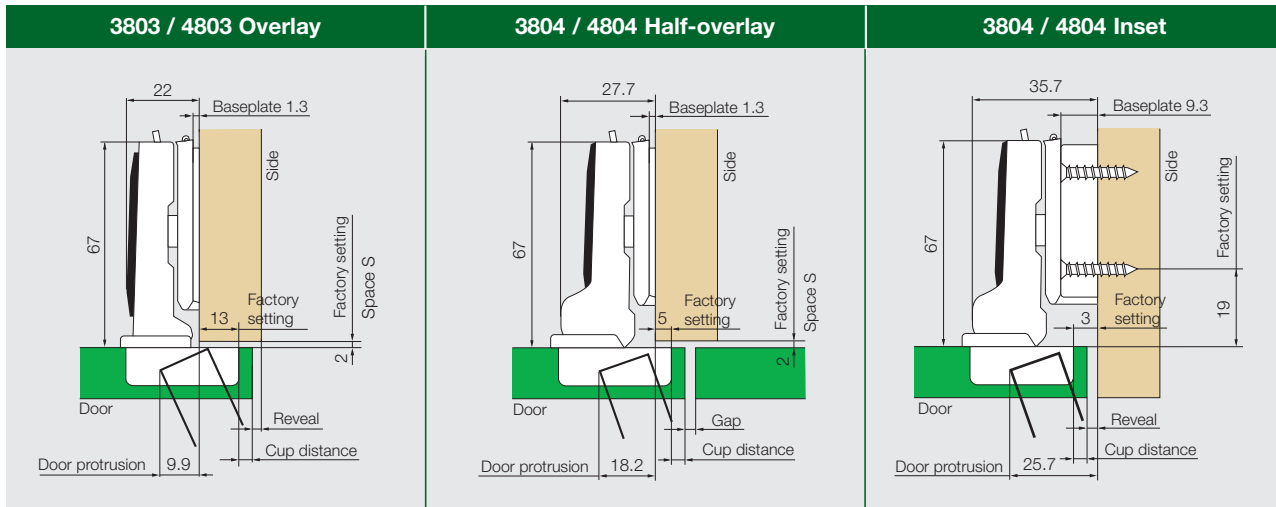
Page 5



Page 6-7



- Standard application
- Door thickness 16 - 24 mm
- Opening angle 120°



### Snap On 3000

#### Press-in

3803 VZ8	12344-15	12344-34
3803 VS8	70042-15	70042-34

#### Press-in - free-swinging hinge

3813 VS8	12343-34
----------	----------

#### Screw-on

3803 VZ	12341-34	
3803 VS	79840-15	79840-34

#### Screw-on - free-swinging hinge

3813 VS	12340-34
---------	----------

### Snap On 3000 Airmatic

#### Press-in

3803 VZ8	62055-33
----------	----------

#### Screw-on

3803 VZ	62054-33
---------	----------

### Snap On 3000 Multi Lock

#### Fast assembly

3803 VSM	28992-15	28992-34
----------	----------	----------

### Twist Lock 4000

#### Press-in

4803 TU	18496-34
---------	----------

#### Twist-in

4803 T	18831-15	18831-34
--------	----------	----------

### Cover caps

#### Without imprint

3803 / 4803 (nickel)	12351-41
----------------------	----------

Custom logo upon request

Minimum order quantity 1000 pcs.

#### Press-in

3804 VZ8	12640-34
3804 VS8	12638-34

#### Press-in - free-swinging hinge

3814 VS8	12639-34
----------	----------

#### Screw-on

3804 VZ	12636-34
3804 VS	12634-34

#### Screw-on - free-swinging hinge

3814 VS	12635-34
---------	----------

#### Press-in

3804 VZ8	62057-33
----------	----------

#### Screw-on

3804 VZ	62056-33
---------	----------

#### Fast assembly

3804 VSM	28991-34
----------	----------

#### Twist-in

4804 T	18832-34
--------	----------

#### Without imprint

3804 / 4804 (nickel)	55410-41
----------------------	----------

Custom logo upon request

Minimum order quantity 1000 pcs.

### Solution for inset

Half overlay 3804/4804 plus high baseplate (9.3 mm)

#### Baseplates



Page 22

#### Airmatic Pin



Page 23

#### Accessories



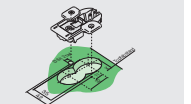
Page 24

#### Assembly



Page 25-27

#### Installation



Page 28-29

### Example of packing:

12344-15 = 300 pcs. in bulk    12344-34 = 300 pcs. (in 50s)    62055-33 = 150 pcs. (in 50s)    12351-41 = 50 pcs.

VZ = Zinc cup

VZ8 = Zinc cup with 8mm dowel

VZM = Zinc cup with 8mm spreading dowel

T = Twist Lock cup: connector cup included

VS = Steel cup

VS8 = Steel cup with 8mm dowel

VSM = Steel cup with 8mm spreading dowel

TU = Twist Lock cup: premounted bottom

