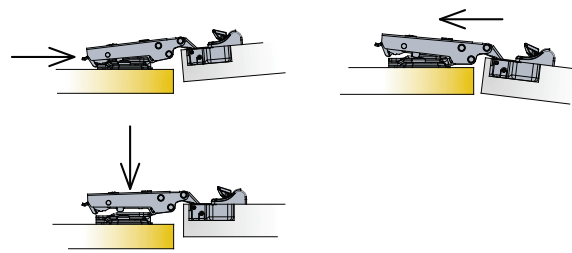


# T-type Mounting Plates

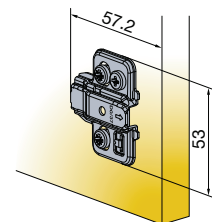
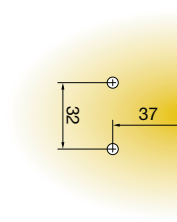
3Way snap-on mounting



Drilling pattern

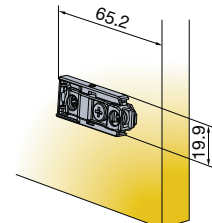
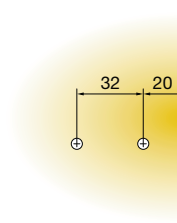
Dimensions

Cam adjustable cruciform  
mounting plate 37mm



150 Pcs Made of steel

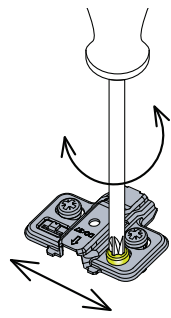
Cam adjustable linear  
mounting plate



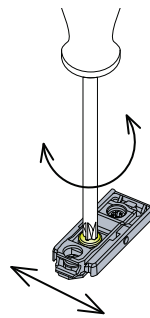
150 Pcs Made of steel and zinc



Mounting plate thickness



Height adjustment +2/-2mm



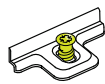
Height adjustment +2/-2mm

Mounting plate type	15		10.5	15	
Mounting plate thickness (D)				no pre-drilling required 	
Item number					
0mm	700-0KC0-054	700-0KB0-054	700-0KF0-054	700-0KA0-054	
1mm	700-0KC1-054	700-0KB1-054	700-0KF1-054	700-0KA1-054	
2mm	700-0KC2-054	700-0KB2-054	700-0KF2-054	700-0KA2-054	
3mm	<b>700-0KC3-054</b>	700-0KB3-054	700-0KF3-054	700-0KA3-054	
4mm	700-0KC4-054	700-0KB4-054	700-0KF4-054	700-0KA4-054	
0mm	700-0LC0-650	700-0LB0-650	700-0LF0-650		
2mm	700-0LC2-650	700-0LB2-650	700-0LF2-650		
3mm	700-0LC3-650	700-0LB3-650	700-0LF3-650		

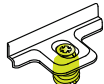
Legend of mounting plate type symbols



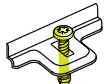
Pre-mounted 15mm euro screws



Machine insertion ready



Pre-mounted 10.5mm expanding dowels



Pre-mounted chipboard screw

