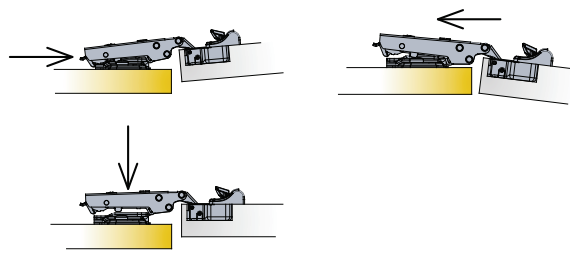


T-type Mounting Plates

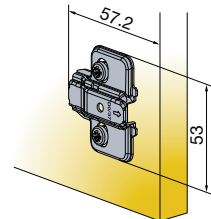
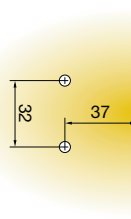
3Way snap-on mounting



Cruciform mounting plate 37mm

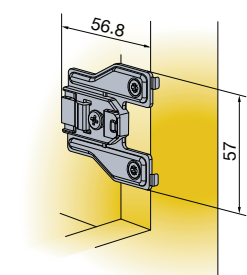
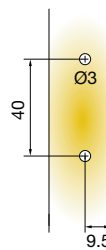
Drilling pattern

Dimensions



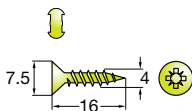
150 Pcs Made of steel

Cam adjustable
face frame mounting plate




150 Pcs Made of steel and zinc

Fixing screw for cruciform mounting plate
If not pre-mounted

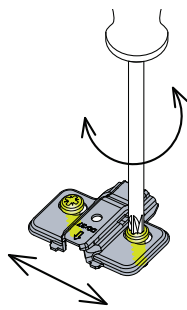


Chipboard screws
820-6328-050

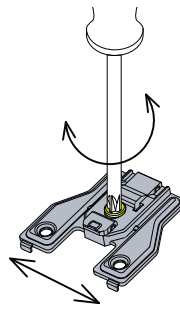
10000 Pcs



Mounting plate thickness



Height adjustment +2/-2mm



Height adjustment +2/-2mm

Mounting plate type		15		10.5	14.5		
Mounting plate thickness (D)	3.9	min 12, 15, Ø5	min 10.5, Ø10	min 10.5, Ø5	min 11.5, min 14.5, Ø3		
Item number							
0mm	700-0NA0-054	700-0NC0-054	700-0NB0-054	700-0NF0-054	700-0NE0-054		
1mm	700-0NA1-054	700-0NC1-054	700-0NB1-054	700-0NF1-054	700-0NE1-054		
2mm	700-0NA2-054	700-0NC2-054	700-0NB2-054	700-0NF2-054	700-0NE2-054		
3mm	700-0NA3-054	700-0NC3-054	700-0NB3-054	700-0NF3-054	700-0NE3-054		
4mm	700-0NA4-054	700-0NC4-054	700-0NB4-054	700-0NF4-054	700-0NE4-054		
0mm						700-0KW0-054	
3mm						700-0KW3-054	

Legend of mounting plate type symbols

	15		10.5	15	14.5
Screw-on ready for chipboard screws ← screws	Pre-mounted 15mm euro screws	Machine insertion ready	Pre-mounted 10.5mm expanding dowels	Pre-mounted chipboard screw	Pre-mounted chipboard screw