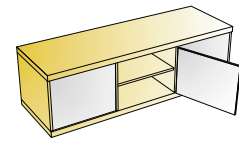
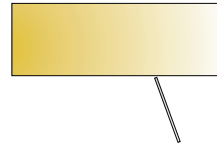
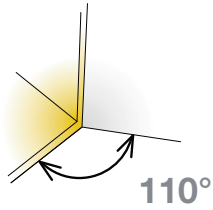


T-type 110

For wood doors



- Opening angle
- Drilling diameter for hinge cup
- Drilling depth
- Hinge on plate mounting system

110°
35mm
12mm
3Way snap-on

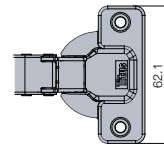
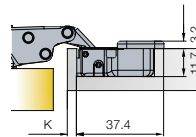
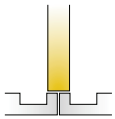


Technical details

	Interaxis 45mm	Interaxis 48mm
Cup type		
Item number	702-0CK0-054	702-0CL0-054
Item number	702-0CK1-054	702-0CL1-054
Item number	702-0CK4-054	702-0CL4-054
Drilling patterns for hinge cups → see page 2.17		

Cranking

9mm

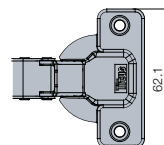
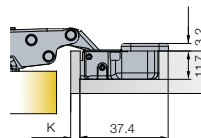
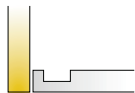


150 Pcs

Made of steel

Cranking

17mm



150 Pcs

Made of steel

Mounting plates



Cam adjustable cruciform mounting plate
→ see page 2.81



Cruciform mounting plate
→ see page 2.83



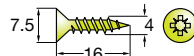
Cam adjustable linear mounting plate
→ see page 2.81



Face frame adapter plate
→ see page 2.83

Hinge cup screws

If not pre-mounted



820-6328-050

10000 Pcs

Accessories



Cover caps for hinge arm
→ see page 2.177



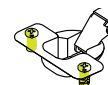
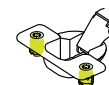
Hinge angle restrictor
→ see page 2.175

Legend of hinge cup symbols

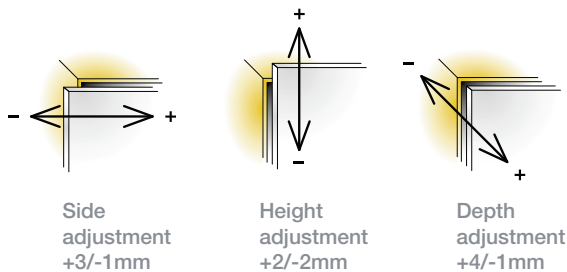
Screw-on ready
← screws

Machine insertion ready

EasyFix system

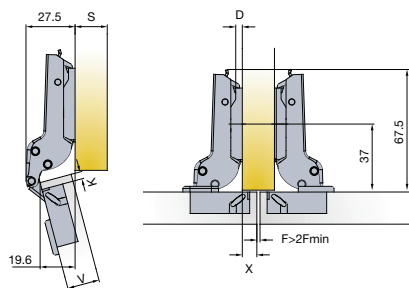


Door adjustment



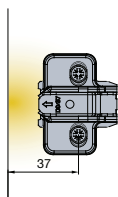
For further explanation → see pages 2.22-2.24

Mounting details



Drawings show application on D=0mm mounting plate

Mounting plate drilling distance

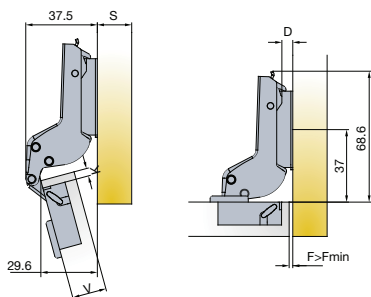


Mounting plate thickness table

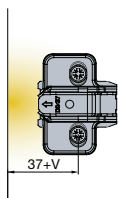
For further explanation → see page 2.13

X	4	5	6	7	8	9	10
3	3	2	1	0			
4	4	3	2	1	0		
K							
5		4	3	2	1	0	
6			4	3	2	1	0

$D=4+K-X$



Drawings show application on D=2mm mounting plate



V	16	17	18	19	20	21	22	23	24
3	0	0	0	0	1	1	1	1	2
4	1	1	1	1	2	2	2	2	3
K									
5	2	2	2	2	3	3	3	3	4
6	3	3	3	3	4	4	4	4	

$D=-4+K+F$

Soft closing systems



Glissando TT
→ see page 2.189



Glissando CR
→ see page 2.195

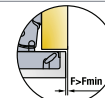
Touch opening



PushOpen Solutions
→ see pages 2.199-2.204

Door clearance at R=1mm

For further explanation → see page 2.14



V	16	17	18	19	20	21	22	23	24	25	26
3	0.5	0.7	0.8	1	1.2	1.5	1.7	2.1	2.8	4.1	5.5
4	0.4	0.7	0.8	1	1.2	1.5	1.7	2.1	2.3	3.1	4.5
K											
5	0.4	0.6	0.7	0.9	1.1	1.4	1.6	2	2.2	2.6	3.5
6	0.4	0.6	0.7	0.9	1.1	1.4	1.6	2	2.2	2.6	2.9

Gap $Z_{MIN}=0$