

# VIONARO V8

## Pot drawer H200



- High, closed drawer side
- Slim 8 mm drawer design
- No plastic parts, 100 % recyclable
- Same front connection as H250 and Crystal drawer side
- 4-dimensional adjustment
- Integrated side, height and tilt adjustment. Depth adjustment optional
- Straight inside surfaces and narrow installation width ensure optimal utilisation of space
- Sturdy construction and high degree of stability

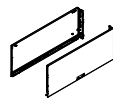
- No need to machine the bottom panel

### Notice:

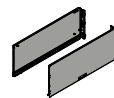
- Inside drawer depth varies depending on the thickness of the back panel
- Front-bottom panel connector recommended for KB 600 mm and above (see accessories)

## ORDER INFORMATION

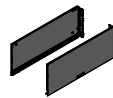
1 Vionaro V8 Drawer sides H200 Ice Piece				
NL	Ice Left	Ice Right		
270	F138137395	F138137396		
300	F138137398	F138137399		
350	F138137401	F138137402		
400	F138137404	F138137405		
450	F138137407	F138137408		
500	F138137410	F138137411		
550	F138137413	F138137414		
600	F138137416	F138137417		
650	F138137419	F138137420		



1 Vionaro V8 Drawer sides H200 Stone Piece				
NL	Stone Left	Stone Right		
270	F138137341	F138137342		
300	F138137344	F138137345		
350	F138137347	F138137348		
400	F138137350	F138137351		
450	F138137353	F138137354		
500	F138137356	F138137357		
550	F138137359	F138137360		
600	F138137362	F138137363		
650	F138137365	F138137366		



1 Vionaro V8 Drawer sides H200 Zircon Piece				
NL	Zircon Left	Zircon Right		
270	F138137422	F138137423		
300	F138137425	F138137426		
350	F138137428	F138137429		
400	F138137431	F138137432		
450	F138137434	F138137435		
500	F138137437	F138137438		
550	F138137440	F138137441		
600	F138137443	F138137444		
650	F138137446	F138137447		



3 Vionaro V8 Front holder Piece: Left or right		
Ø	Mounting material	Art. no.
5	Expansion dowel (pre-mounted)	F138139691



4 Vionaro V8 Front stabiliser Piece		
Ø	Type of assembly	Art. no.
5	For expanding	F138139692



2 Vionaro V8 Branding clip Piece: Left or right			
Design	Ice	Stone	Zircon
With GRASS Logo	F138139547	F138139545	F138139548



5 Front locking device 2D Piece			
Adjustable	Left	Right	
2D	F138141366	F138141367	



1D depth adjustment for 2D front locking device			
Type of assembly	Left, Right	Left	Right
To clip-on	F134108957	F134108958	F134108959



## PAGE REFERENCES

Slides	30	Accessories	66	Sensomatic	89
Inset panels	42	Technical information	70	Assembly technology	109
Steel back panels	60	Organising systems	77	Assembly aids	116

**PLANNING INFORMATION**

All dimensions in millimetres

Front panel installation dimensions	Installation dimensions for back panel	Chipboard cutting dimensions
	<p>* 16-mm back panel: Chipboard screw 3.5 x 15 mm</p>	<p>** 16-mm back panel: BL=NL-27, steel back panel: BL=NL-11</p>
Minimum installation depth	Back panel screw fitting (KB < 700)	Back panel screw fitting (KB ≥ 700)
	<p>* 16-mm back panel: 3.5 x 35 mm</p>	<p>* 16-mm back panel: 3.5 x 35 mm</p>
Exploded Drawing		

**LEGEND**

<b>B</b> Bottom panel	<b>KB</b> Cabinet width	<b>RW</b> Back panel
<b>BB</b> Bottom panel width	<b>LWK</b> Inside cabinet width	<b>RWB</b> Back panel width
<b>BL</b> Bottom panel length	<b>MET</b> Minimum installation depth	<b>RWH</b> Back panel height
<b>FA</b> Front overlay	<b>NL</b> Nominal length	